

**Call for Artists
Requests for Proposals (RFP) for
Fargo Lions Club Centennial Art Project
Public Art Installation
September 21, 2020**

The Project

The Fargo Lions Club, in cooperation with the City of Fargo, is seeking an artist(s) to create site-specific original artwork for the riverfront gateway plaza located at the corner of 1st Avenue North and 2nd Street North in Fargo, ND. This opportunity is open to established professional artists who reside in North Dakota, South Dakota, or Minnesota. The proposal deadline is 2:00 p.m. on October 30, 2020.

Expected completion date for the installation is April 30, 2021.

The Award

The maximum commission will be dependent on fundraising, however a commission of \$20,000 to \$25,000 is anticipated for the artist(s) selected to realize his/her work. The selected artist will receive a Contract for the Commission in the appropriate amount which must be sufficient for all remaining elements of the project including artist fees, materials, fabrication, shipping, installation, permits (if required), contingency and liability insurance.

Project Intent

The Fargo Lions Club will celebrate the 100th anniversary of its inception on May 7, 2021. To commemorate this event, the Fargo Lions Club, in cooperation with the City of Fargo, is commissioning the installation of artwork to be located at the riverfront gateway plaza located at the corner of 1st Avenue North and 2nd Street North in Fargo, ND. The artwork is envisioned to consist of an arch or similar structure spanning between two existing stone-clad monuments currently in place at the plaza location.

It is the desire of the Fargo Lions Club that this gateway installation should celebrate the spirit, determination, perseverance, cooperation and success of the “sandbaggers” – the city’s residents and staff – in fighting the monumental floods of 1997 and 2009.

The proposal must demonstrate the following:

- Celebrate the spirit, determination and success of the city’s residents of all ages, sexes, and ethnicities in fighting the floods.
- Highlight the importance of the city’s relationship with the river – through turmoil and calm.
- Provide excitement and interest for the community as a whole.
- Be an original art piece and be adequately and safely displayed and secured.

- Be constructed of permanent and long-lasting materials.
- Artwork must not adversely affect or damage the monuments or pavement below.
- All artwork must be designed and engineered to be safely and securely supported by the existing monuments without significant modification. Proof of review and certification of the final design by a registered structural engineer will be required.

Information about the Site and Immediate Surroundings

Attached to this RFP are the following:

- Photo of existing monuments
- As-designed drawings of the gateway monuments
- Site plan of the plaza

Eligibility

The competition is open to established professional artists who reside in North Dakota, South Dakota, or Minnesota. Only professional artists with reviewable portfolios are eligible to apply.

The Commissioned Artist(s) will work with the Fargo Lions Club and the City of Fargo to create a site-specific, durable piece for this installation. Applicants who wish to be considered for this project should have experience working within the public process, in public settings, as well as a proven ability to fabricate their own work or to work with fabricators and installers. The artwork for this site must reflect the Project Intent as described above.

The Commissioned Artist(s) will be required to provide evidence of appropriate liability, property damage, and workers compensation insurance while working on the site.

How to Apply

Artists interested in this project must prepare and submit the following:

- **Proposed Artwork Concept** for the gateway. This proposal shall include conceptual design drawings, sketches and a maquette, sufficient to communicate the artist concept. It should include a line-item budget for the proposal and describe the specifications for the artwork related to materials, size, weight, installation requirements and maintenance guidelines.
- **Letter of Interest**, no more than two pages in length, which explains your interest in the competition and an artistic statement of the proposed work. Please include your name and contact information and state the format of your sample submittal (CD or DVD).

- **Current Resume.** If submitting as a team, an individual resume should be submitted for each team member.
- A list of at least **three professional references** familiar with your work and working methods. The list must include complete addresses, email addresses and telephone numbers.
- **Work samples** on CD or DVD of your work. Artists applying as a team should submit work samples of each individual artist's work. All work samples must be submitted in either of the two following formats:
 - a. A minimum of eight digital images saved on one CD or USB flash drive. The selection committee will only accept JPEG file formats. All JPEGs must be sized at 250 dpi, 5"x7". You must number and title each JPEG and include a description sheet with corresponding numbers. The sheet should list your name and the titles, dates, media, and dimensions of your work.
 - b. Video(s) on a standard NTSC formatted DVD that plays in a DVD player. Video should be no more than fifteen minutes in length and each video on the DVD should be a single chapter. The selection committee will not view QuickTime files. Clearly mark the outside of the DVD with your name and title(s) of the work(s). Do not submit original work. Note: if you are submitting video on DVD, you may send up to two additional images supporting your qualification to create public artwork. Each JPEGs must be formatted as instructed above and sent on a separate labeled CD or USB flash drive with a description sheet.
- Optional: Each artist may include up to three selections of support materials such as reviews, news articles, web links and other related information.

Submit all materials in a 10"x13" envelope. Do not use staples, paperclips, folders, or report covers on any application materials.

The Fargo Lions Club and the City of Fargo reserves the right to solicit additional information or proposal clarification should they deem such information necessary.

The Fargo Lions Club and the City of Fargo reserves the right to reject any and all proposals, to waive informalities or irregularities in the proposal submission process, and to negotiate further with any Proposers.

Materials must be received by the Fargo Lions Club **by 2:00 p.m. October 30, 2020.** Postmarks are not acceptable. Hand deliveries will be accepted.

PLEASE MAIL APPLICATION MATERIALS TO:

Fargo Lions Club
c/o Foss Architecture & Interiors
810 1st Avenue N
Fargo, ND 58102

NO COMPENSATION WILL BE PROVIDED FOR SUBMISSIONS AND SUBMISSIONS WILL NOT BE RETURNED.

Final Artist Selection:

The Fargo Lions Club and City of Fargo will review the submittals and select an artist to create an original site-specific artwork.

The selection committee will consider the following:

- An initial proposal that reflects Project Intent as described in this document.
- A body of work reflecting artistic excellence
- Experience working in public settings and public process
- Experience fabricating and installing permanent artwork
- References provided as part of this application which will be contacted prior to final selection

If a proposal is accepted, the final commission of artwork will be implemented per the following schedule:

October 30, 2020	Proposals due
November 12, 2020	Initial proposal selection complete
November 16, 2020	City of Fargo Commission review/approval (if required)
November 20, 2020	Award
December 18, 2020	Contract award and design review complete
April 2, 2021	Artwork fabrication complete
April 30, 2021	Installation complete
May 7, 2021	Dedication

Additional Information:

Neither the Fargo Lions Club nor the City of Fargo are under any obligation to award a Commission for artwork based on the Conceptual Design Proposals submitted. Beyond formal notifications, neither the Fargo Lions Club nor the City of Fargo will enter into any correspondence regarding their decision.

If you have any questions or need any additional information, please contact Robert Ames at robert@fossarch.com, 701-371-3308.

02/21/20 10:52:54AM H:\JBN\7400\7438\12_7438_009\006-In-Townr_Levees_Phase 1\CAD\2nd St. N\WP42F.1.S\RECORD_DRAWINGS\95% Plans\020_LANDSCAPE_DETAIL_Adjusted_Lights.dwg

This document was originally issued and sealed by Michael P. McGarvey Registration Number LA 12-0001 on 8-25-16 and the original document is stored at CH2M Hill Engineering Inc., Fargo, N.D.

NO CHANGES TO CONTRACT DOCUMENTS ON THIS PLAN SHEET

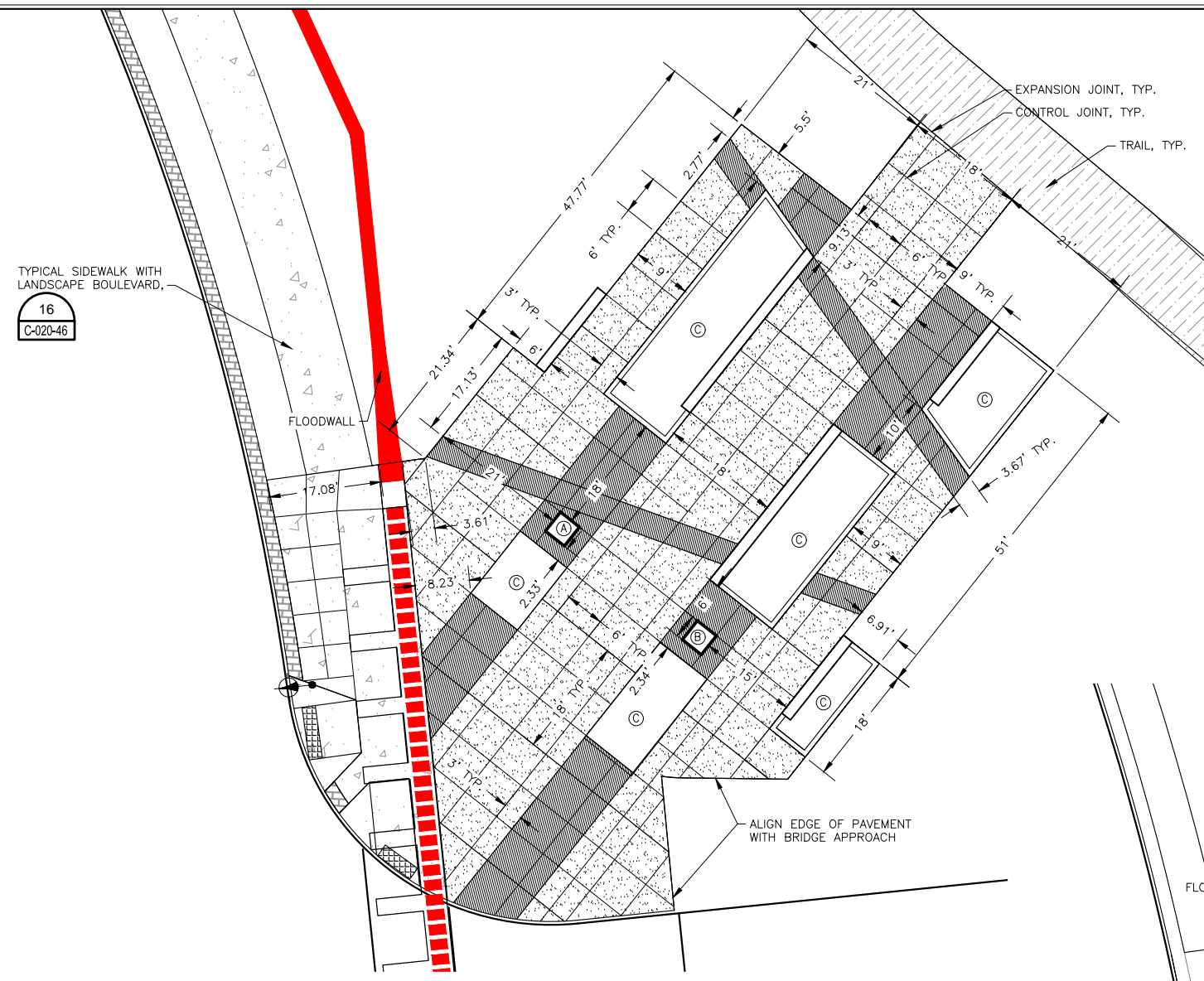
HMG
HOUSTON - MOORE GROUP

2ND STREET/DOWNTOWN - IN-TOWN LEVELS
2ND STREET N FLOODWALL
RED RIVER OF THE NORTH RIVER BASIN
FARGO-MOORHEAD FLOOD RISK MANAGEMENT
CASS COUNTY, NORTH DAKOTA
LANDSCAPE DETAILS

ELEVATION DATUM (VERTICAL CONTROL) NAVD 88 GEOID03
COORDINATE SYSTEM (HORIZONTAL CONTROL) NAD 83 (1986) FARGO GROUND - US SURVEY FEET

DATE:	6-12-15
REVISED:	8-25-16
REVISED:	
REVISED:	
RECORD:	
FILE NAME:	
PROJECT No.	WP-42F.1.S
DRAWN BY:	JMW, BAB
CHECKED BY:	RGE
PROJ. MANAGER:	CGT
PROJ. ENGINEER:	

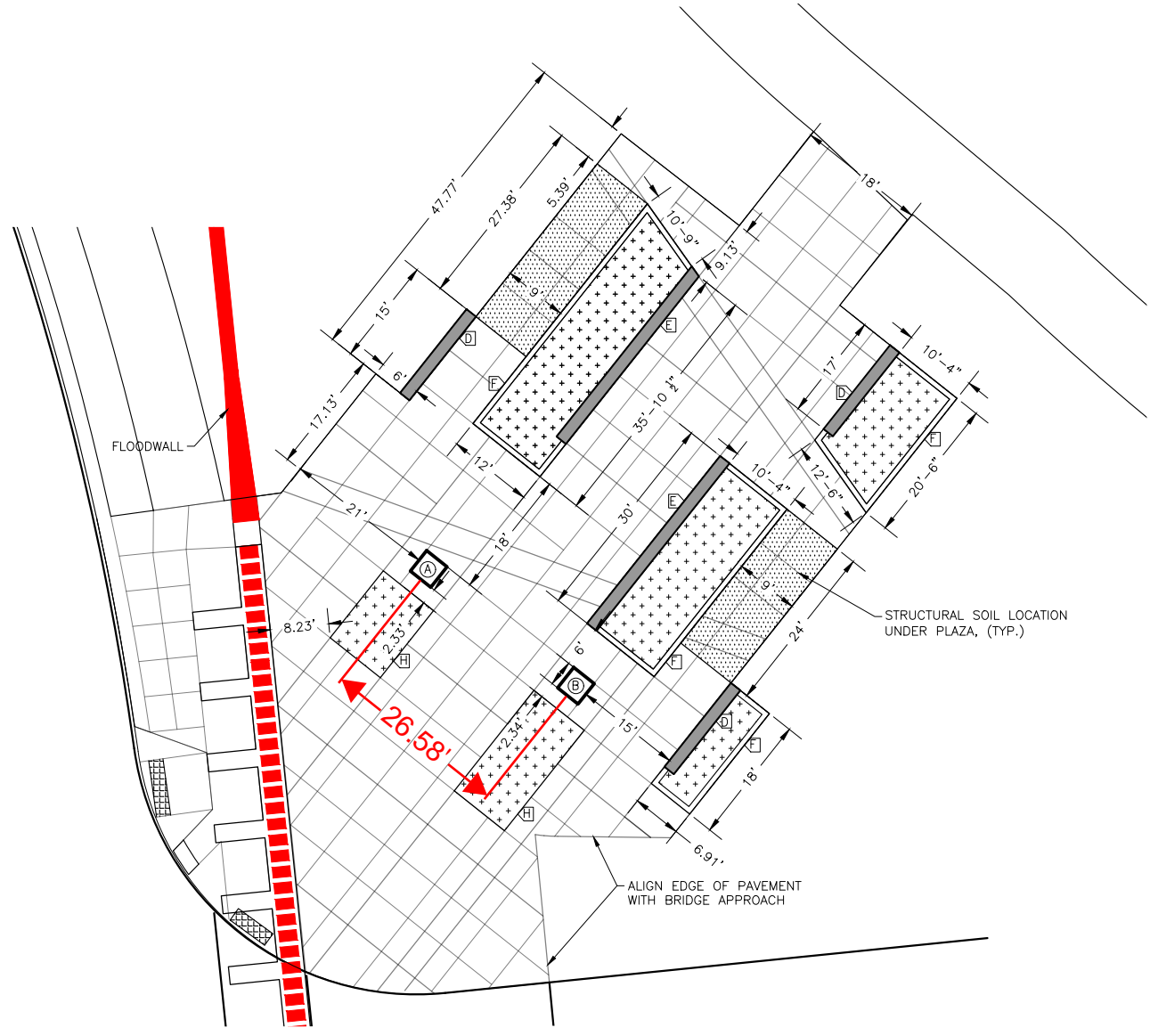
C-020-42



- LEGEND
- (A) NORTH GATEWAY MONUMENT
 - (B) SOUTH GATEWAY MONUMENT
 - (C) PLANTER BED LOCATION
 - [Pattern] SPECIAL CONCRETE 1 (TAN, EXPOSED AGGREGATE)
 - [Pattern] SPECIAL CONCRETE 2 (GRAY WITH SILICA CARBONITE)
 - [Pattern] SPECIAL CONCRETE 3 (GRAY, EXPOSED AGGREGATE)
 - [Pattern] IMPRESSIONED CONCRETE (STAMPED CONCRETE)
 - [Pattern] STANDARD CONCRETE
 - [Pattern] PLANTER BED- TOPSOIL SPECIAL IMPORT
 - [Pattern] STRUCTURAL SOILS
 - [Pattern] 6IN THICKENED PATH (3IN BASE)

NE CORNER OF 1ST AVE AND 2ND ST - PLAZA PAVING ENLARGEMENT
NOT TO SCALE

3
C-020

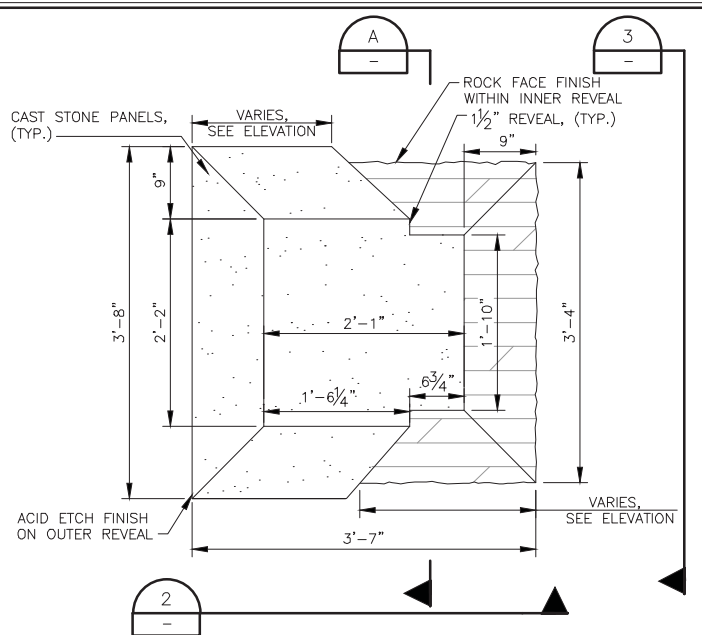


- LEGEND
- [Pattern] STRUCTURAL SOILS, SEE DETAIL 8/C-020 & SPECIFICATIONS
 - [Pattern] PLANTER BED, TOPSOIL IMPORT-SPECIAL, SEE DETAILS
 - (A) NORTH GATEWAY MONUMENT, SEE DETAILS ON C-020-22,23
 - (B) SOUTH GATEWAY MONUMENT, SEE DETAILS ON C-020-22,23
 - (D) 15' CAST STONE BENCH, SEE DETAILS ON C-020-43
 - (E) 30' CAST STONE BENCH, SEE DETAILS ON C-020-43
 - (F) ROLLED PLANTER CURB, SEE DETAILS ON C-020-46
 - (H) AT-GRADE PLANTER EDGE, SEE DETAILS ON C-020-46

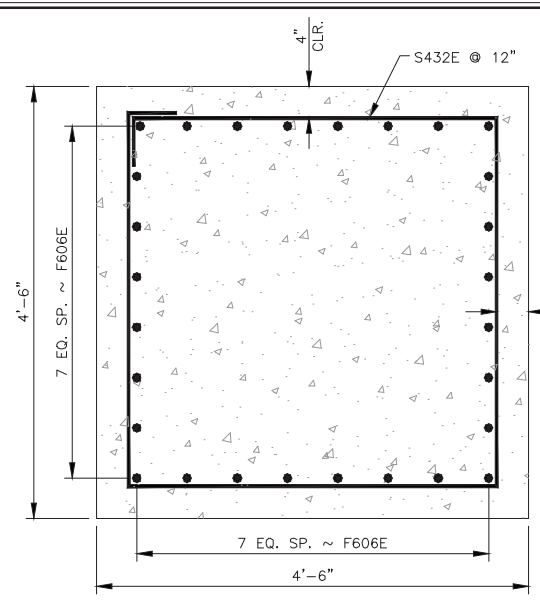
PLAZA PLANTERS, STRUCTURAL SOILS & SEATING LOCATIONS
NOT TO SCALE

4
C-020

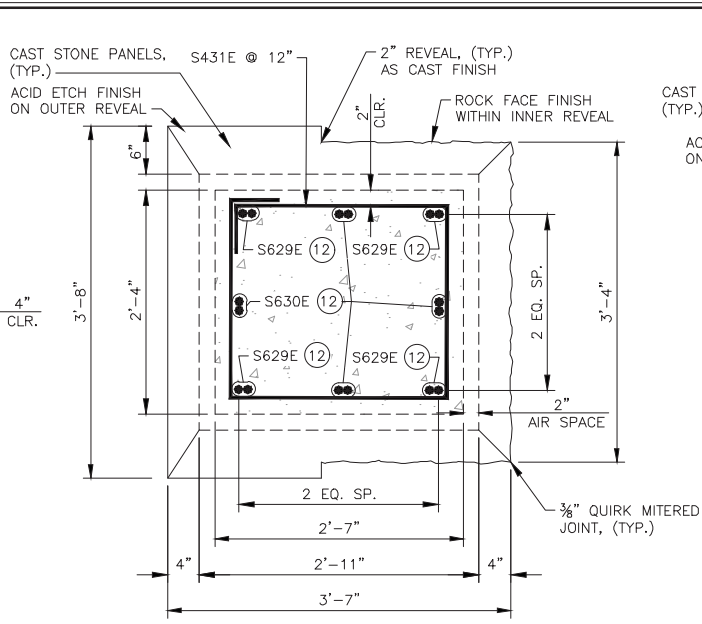
06/11/15 03:39:29PM H:\Fargo\JBN\7400\7438\1.2_7438_009\006-In-Town Levees Phase 1\CAD\2nd St N\WP42F.1.S\95% Plans\020-GATEWAY MONUMENT DETAILS.dwg



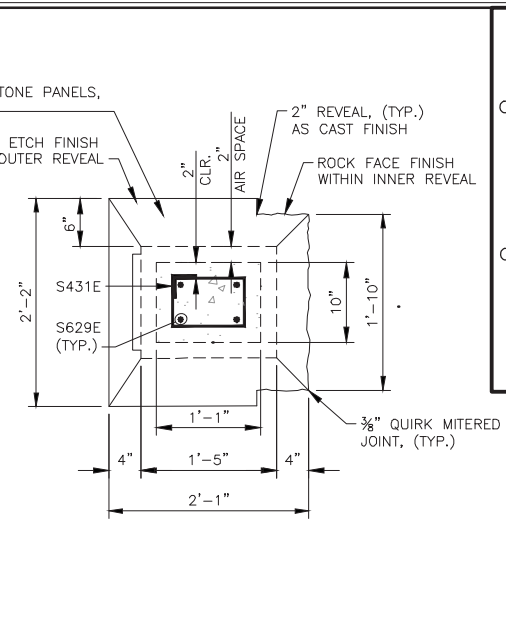
GATEWAY MONUMENT PLAN
NOT TO SCALE



GATEWAY MONUMENT SECTION B
NOT TO SCALE

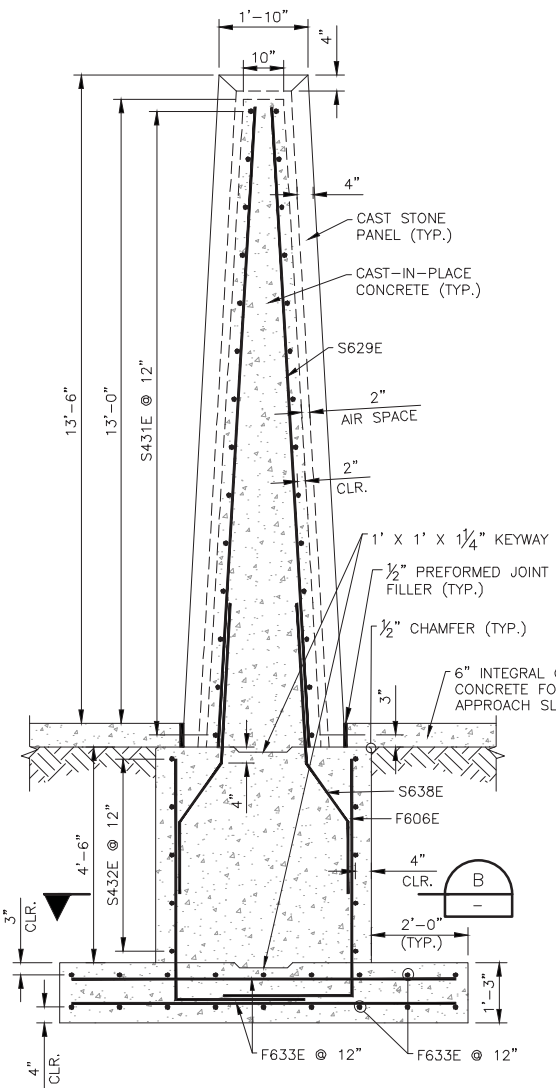


GATEWAY MONUMENT SECTION C
NOT TO SCALE

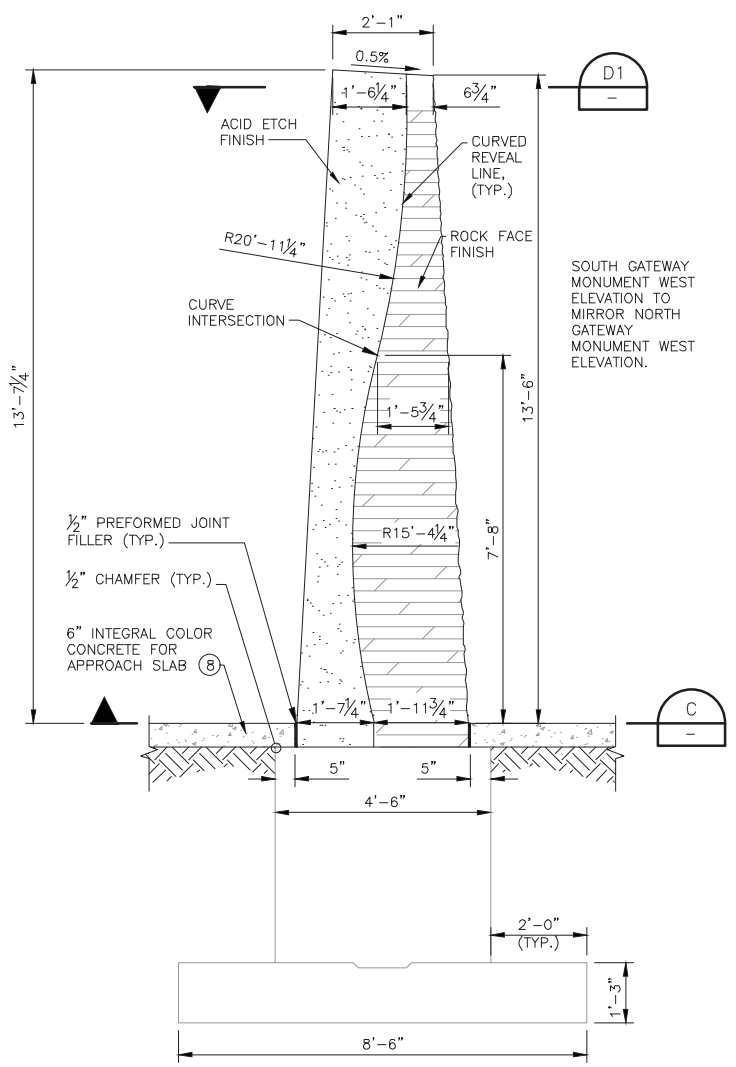


GATEWAY MONUMENT SECTION D
NOT TO SCALE

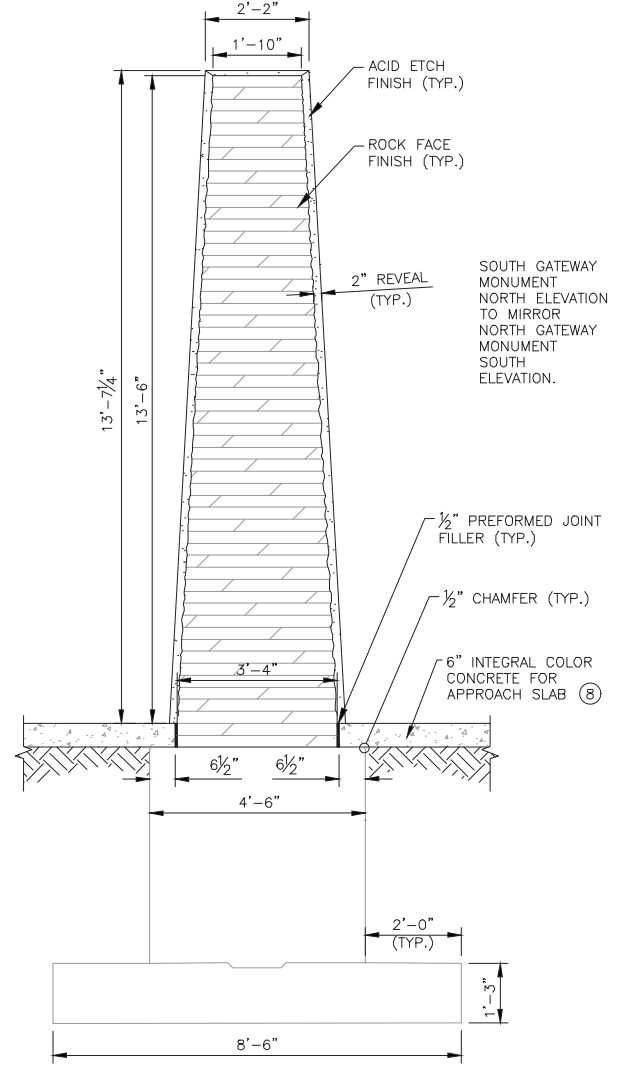
- NOTES:**
- PRECAST STONE PANELS AND ANCHORING SYSTEM TO BE DESIGNED BY CAST STONE MANUFACTURER IN COORDINATION WITH PROJECT ENGINEER.
 - SHOP DRAWINGS SHALL BE SUBMITTED TO ENGINEER/LANDSCAPE ARCHITECT FOR APPROVAL PRIOR TO CONSTRUCTION. SEE SPECIAL PROVISIONS.
 - ALL ANCHORAGES AND FASTENERS TO BE SUPPLIED BY CAST STONE MANUFACTURER.
 - CAST STONE COLOR TO BE DETERMINED BASED ON MOCK-UP SUBMITTALS. SEE SPECIAL PROVISIONS.
 - ROCK FACE FINISH TO BE AMERICAN ARTSTONE AA18342 TEXTURE OR APPROVED EQUAL. ACID ETCH FINISH TO BE DETERMINED BASED ON MOCK-UP SUBMITTALS. SEE SPECIAL PROVISIONS.
 - THERE ARE TWO COLUMNS WITHIN THE PLAZA- NORTH AND SOUTH. THE SOUTH COLUMN SHALL MIRROR THE NORTH COLUMN SO THAT THE ROCK FACE FINISH OF EACH COLUMN IS FACING TOWARDS THE INSIDE OF THE PLAZA.
 - REINFORCEMENT QUANTITIES SHOWN WITH REMOVABLE CLOSURE SECTION. (STA. 14+17.63 TO STA. 15+97.27)
 - CONCRETE SLAB TO BE POURED AFTER CAST STONE PANELS ARE INSTALLED. SEE PLAZA PAVING ENLARGEMENT AND SPECIFICATIONS FOR COLOR CONCRETE DETAILS.
 - CAST STONE PANELS TO EXTEND 6" BELOW FINISHED GRADE OF PLAZA.
 - CAST STONE MANUFACTURER AND CAST-IN-PLACE CONCRETE INSTALLER TO COORDINATE WITH LIGHTING CONTRACTOR TO INCORPORATE CONDUIT, LIGHTING SYSTEM, AND MOUNTING HARDWARE FOR LED RIBBON LIGHT AND DRIVER. REFER TO LIGHTING PLANS.
 - CAST STONE MANUFACTURER TO DESIGN CUSTOM CAP AND ACCESS PANEL TO ACCOMMODATE CONDUIT CONNECTIONS AND PROVIDE ACCESS TO LIGHTING EQUIPMENT. REFER TO LIGHTING PLANS.
 - S629E & S630E TO LAP WITH S638E (S638E TO EXTEND INTO COLUMN BASE)
 - BACKFILL IS CLAY BORROW (AS APPROVED BY THE ENGINEER) AND SHALL BE COMPACTED TO 95% OF THE MAXIMUM DRY DENSITY AS DETERMINED BY ASTM D 698.



GATEWAY MONUMENT SECTION A
NOT TO SCALE




NORTH GATEWAY MONUMENT WEST ELEVATION
NOT TO SCALE



NORTH GATEWAY MONUMENT SOUTH ELEVATION
NOT TO SCALE

This document was originally issued and sealed by Jeremy L. McLaughlin Registration Number PE-4883 on 6/12/2015 and the original document is stored at CH2M Hill Engineering Inc., Fargo, N.D.



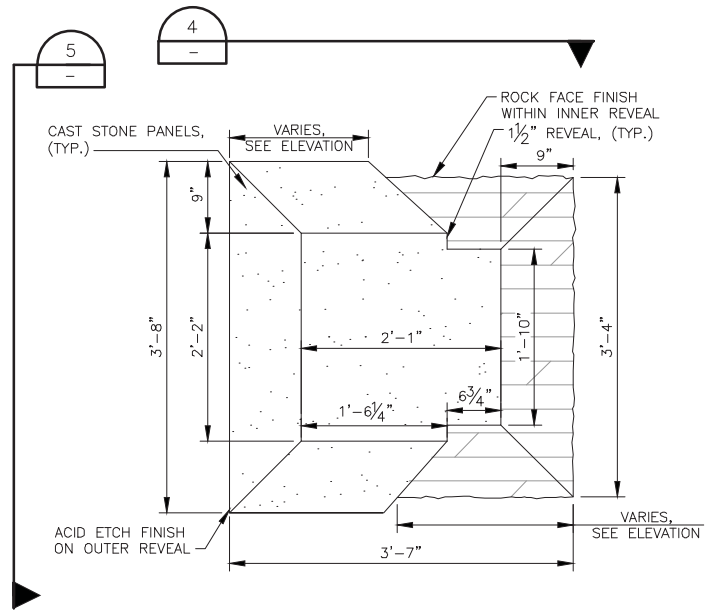
2ND STREET/DOWNTOWN - IN-TOWN LEVEES
2ND STREET N FLOODWALL
RED RIVER OF THE NORTH RIVER BASIN
FARGO-MOORHEAD FLOOD RISK MANAGEMENT
CASS COUNTY, NORTH DAKOTA
GATEWAY MONUMENT DETAILS

ELEVATION DATUM (VERTICAL CONTROL) COORDINATE SYSTEM (HORIZONTAL CONTROL)
NAVD 88 (1986)
FARGO GROUND - US SURVEY FEET
GEOID03

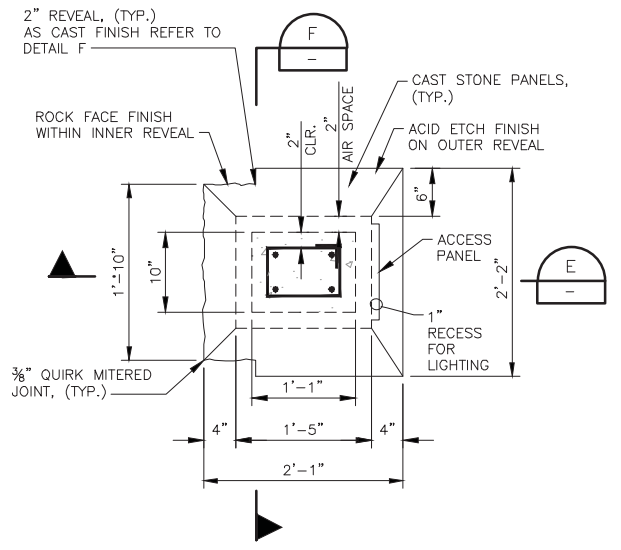
DATE:	6-12-15
REVISED:	
REVISED:	
REVISED:	
RECORD:	
FILE NAME:	
PROJECT No.	WP-42F.1.S
DRAWN BY:	JER
CHECKED BY:	JLM
PROJ. MANAGER:	CGT
PROJ. ENGINEER:	

C-020-22

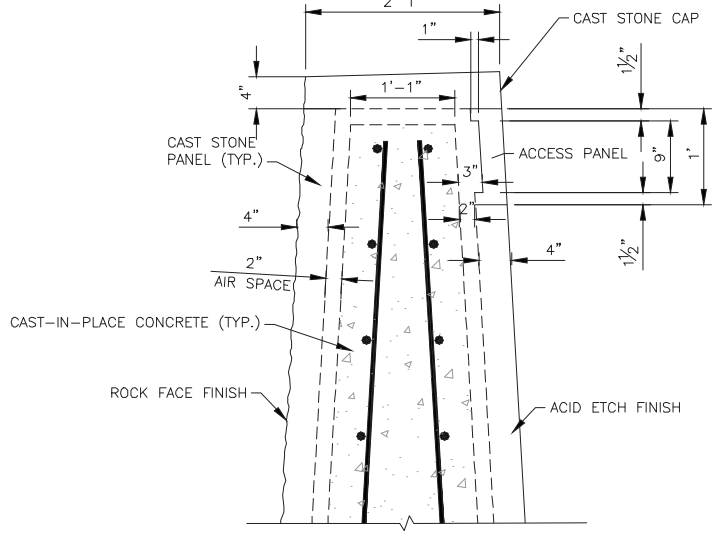
06/11/15 03:39:35PM H:\Fargo\JBN\7400\7438\12_7438_009\006-In-Town Levees Phase 1\CAD\2nd St N\WP42F.1.S\95% Plans\020_GATEWAY MONUMENT DETAILS.dwg



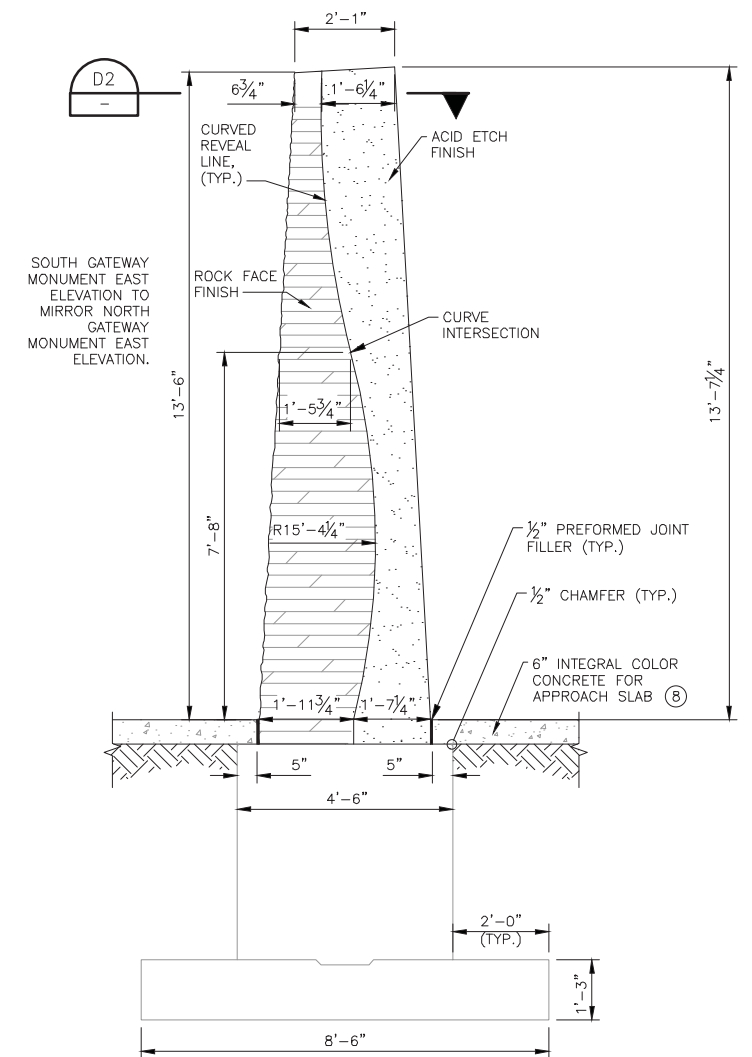
GATEWAY MONUMENT PLAN
NOT TO SCALE



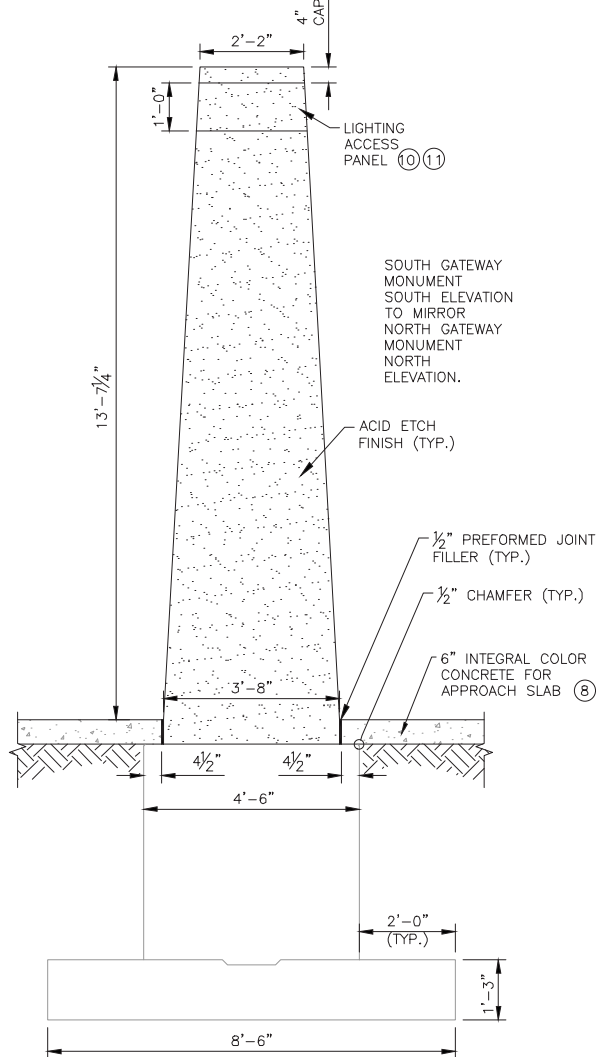
GATEWAY MONUMENT SECTION D ACCESS PANEL DETAIL
NOT TO SCALE



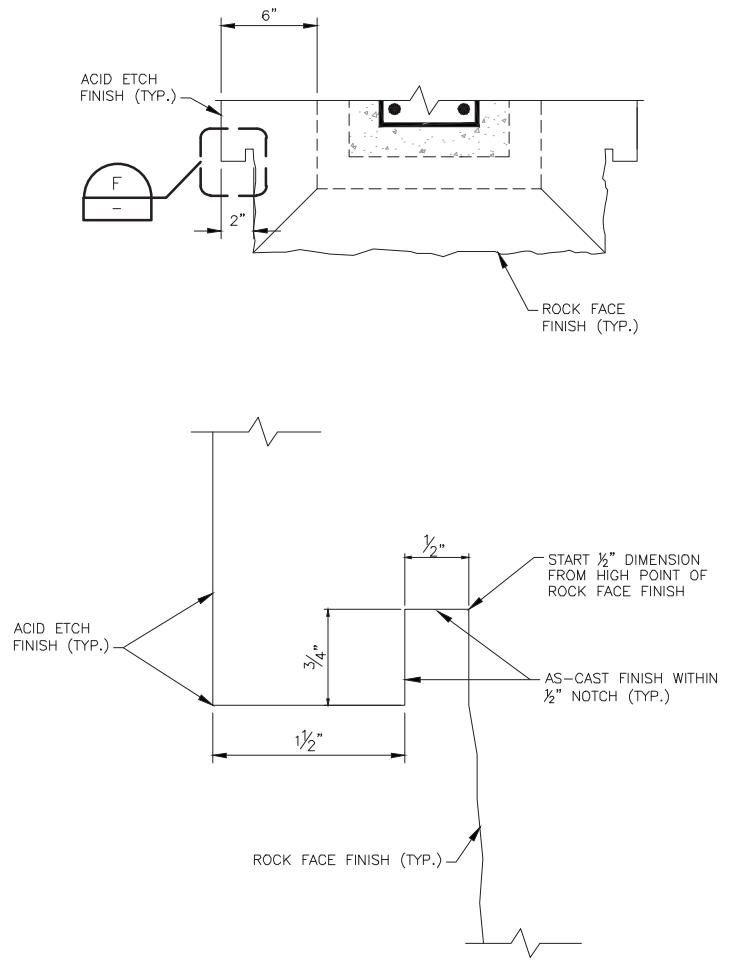
GATEWAY MONUMENT SECTION E ACCESS PANEL DETAIL
NOT TO SCALE



NORTH GATEWAY MONUMENT EAST ELEVATION
NOT TO SCALE




NORTH GATEWAY MONUMENT NORTH ELEVATION
NOT TO SCALE



GATEWAY MONUMENT TYPICAL 2" REVEAL DETAILS & ENLARGEMENT
NOT TO SCALE

This document was originally issued and sealed by Jeremy L. McLaughlin Registration Number PE-4883 on 6/12/2015 and the original document is stored at CH2M Hill Engineering Inc., Fargo, N.D.



2ND STREET/DOWNTOWN - IN-TOWN LEVEES
2ND STREET N FLOODWALL
RED RIVER OF THE NORTH RIVER BASIN
FARGO-MOORHEAD FLOOD RISK MANAGEMENT
CASS COUNTY, NORTH DAKOTA
GATEWAY MONUMENT DETAILS

ELEVATION DATUM (VERTICAL CONTROL) COORDINATE SYSTEM (HORIZONTAL CONTROL)
NAVD 88 FARGO GROUND - US SURVEY FEET
NAD 83 (1986)
GE01003

DATE:	6-12-15
REVISED:	
RECORDED:	
FILE NAME:	
PROJECT No.	WP-42F.1.S
DRAWN BY:	JER
CHECKED BY:	JLM
PROJ. MANAGER:	CGT
PROJ. ENGINEER:	

C-020-23





